

## Product Information



Quilt Maker Pro 20



Quilt Maker Pro 16

Machine Arm Length	20"	16"
Maximum Speed	2,500 SPM	1,800 SPM
Stitches Per Inch	5-24	4-18
Digital LCD Touchscreen	Front	Front
Front Handlebars	X	X
Rear Handlebars	Optional	Optional
Pro Stitcher	Optional	Optional
Pantograph Laser Light	Optional	Optional
LED Lighting	Front Bobbin Area Throat Needle Ring	Needle Ring
Stitch Regulation Modes	Precision, Cruise and Manual	Precision, Cruise and Manual
Stitch Counter	X	X
Basting Stitch Options	1/4", 1/2", 1", 2", 4"	1/2", 1", 2", 4"
Manual Speed Mode	X	X
Thread Stand	Built-in	Built-in
Easy Set Tension Control	Manual with Digital Display	Manual with Digital Display
Independent Bobbin Winder	X	X
Large Capacity Bobbin	Aluminum, Class M	Aluminum, Class M
Needle Stop Position Control	X	X
Easy Change Needle	X	X
Quick Change Foot Mount	X	X
High-Speed Rotary Hook	X	X
Timers	X	X
Diagnostics	Built-in	Built-in
Cast Aluminum Sewing Head	X	X
Warranty	5 Year Mechanical and Electrical; 10 Year Casting	5 Year Mechanical and Electrical; 10 Year Casting

### Pro Frames

Pro Frame 12 - Adjustable (4', 8', 12') with optional extension arms (6', 10')	X	X
Pro Frame 10	4', 4', 2'	X
Pro Frame 5 - Fixed 5'	X	X

**QMP Options:** EZ Ruler foot, Square foot, Glide foot, Echo foot set, Couching foot set, Ruler base, Horizontal spool pin

**Pro Frame Options:** Casters, Under frame drawer, Light bar kit, 24" Extension arms, Channel locks

Note: Some QMP or Pro Frame options may not work with all models.

### STANDARD ACCESSORIES:

**QMP 20** - Open toe foot and Closed toe foot, 8 Bobbins, 20 Needles

**QMP 16** - Open toe foot and Closed toe foot, 4 Bobbins, 20 Needles



Janome.com

# JANOME



---

# Step beyond **expectation.**

---

Quilt Maker Pro 20

Shown with optional Pro-Stitcher.

**JANOME**

[www.janome.com](http://www.janome.com)



## Convenient Features

Get more out of your quilting time with features that were created with a quilter in mind.

- Strong magnet bars; handy for tools, scissors and pins
- Telescoping thread stand
- Intuitive LCD touch screen interface at the front keeps settings at your fingertips; Stitch Regulation, Quilting alarm, Timers, Stitch Counter, Save Stitch Settings and more

## User Friendly Design

- Ergonomic front handlebars with finger tip controls makes your transition to long arm quilting a breeze. The open design of the sewing head and front handle bars provides a clear line of sight at all times.
- USB Port for easy machine updates
- Independent bobbin winder

## Thread Tension Control

When quilting at speeds of up to 2,200 stitches per minute, digital tension control is essential. The tension dial and digital readout on the LCD screen allows the quilter to control the speed of thread delivery for accurate stitching in Precision and Cruise mode.



## Bright LED Lights in 2 Locations

Improved Visibility - LED lighting ring mounted directly above the needle. Additional LED strips located on sewing arm behind handlebars and at bobbin area provides superior lighting for your quilting projects.



## Pro Frame 12

Unique Customizable Frame - The Pro Frame 12 provides ample space and continuous visibility when quilting larger pieces up to 132" wide. Adjustable segments allows the sewist to set up the frame at 4', 8' or 12' lengths for a variety of project sizes.

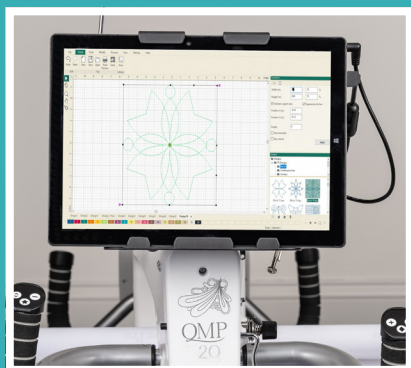
- Compatible with the QMP 18 and QMP 16
- User friendly adjustable leg height
- Optional 24" extension arms expand frame to 6' and 10' lengths
- Optional locking caster wheels with leveling feature for added flexibility



# PRO-STITCHER

Take your long arm quilting to the next level by adding an optional Pro-Stitcher.

- 12" Touchscreen and motorized carriage
- One touch gear option and channel locks
- Customize Tie Offs; seamlessly add a new start and end to designs
- Advanced editing




## Longarm Quilting for Professionals

The right tool streamlines the creative quilting process. Intuitive interactive controls and time saving features allows the sewist to focus on the process of quilt creation. Step beyond expectations with the Quilt Maker Pro 20 and achieve professional results, every time.



**Closed Toe Foot** This standard foot is essential for high visibility and stitch control when micro-quilting.




**Programmable Control Buttons**  
Customize everything at your fingertips; Start/Stop, Speed control and Needle up/down.



**Optional Rear Handle Bars with Pantograph Laser Light** Bring your quilts to life with a rear mounted pantograph laser light. Create seamless edge to edge designs for a polished finish on all your quilting projects.

## Optional Feet and Accessories

Expand your threadwork techniques with innovative optional feet: Square foot, Glide foot, EZ ruler foot Echo foot set, Couching foot set



### 18" RULER BASE ACCESSORY

The 18" Ruler Base provides the needed stability when using rulers, guides and templates - a must have add on for the serious professional looking to rule their quilts.